

# Canal Art



Boaters took great pride in their narrowboats. Women decorated the tiny cabins with crochet-edged curtains and pretty plates hung on the walls. The men made rope fenders (to keep the boat from crashing into other boats and the bank) decorated with complicated knots.

Try this activity if you are working towards any of the following badges: Culture; Craft; Creative Challenge; Artist.

## Fab Frames

**Make a photograph frame to decorate a narrowboat cabin.**


### You will need

- paper, a pencil and a ruler
- cardboard, scissors and masking tape
- a clean metal foil tray (the sort used for take-aways)
- a photograph
- a ball-point pen
- strong glue




### To make

- 1 Cut the edges of the foil tray so you are left with a flat sheet.
- 2 Draw a rectangle on the cardboard. It should be no bigger than your piece of foil.
- 3 Cut out the photograph you want to frame and glue it into the middle of the rectangle.
- 4 Place your photograph glued to the cardboard on the foil and draw round it. Then draw a small rectangle in the middle of the foil and cut it out.
- 5 Using the ball-point pen, and pressing hard, draw patterns on the back of the foil. Spots, zigzags and short lines all work well.
- 6 Then stick the rectangle on to the cardboard with the photograph showing through.




1




2



3



4



5



6

Remember the **SAFE** message: **Stay Away From the Edge**



**Leaders:** for advice on how to plan a visit go to

# Canal Art

Decorative plates with ribbon threaded through the edges and hung on boat cabin walls were very popular.


Patterned Paper Plates



For this project you could use a traditional 'Roses and Castle' pattern like this one. Or you could design your own castle.



1



3


## You will need

- ✿ a paper plate
- ✿ a pencil and paints or felt-tips
- ✿ a length of coloured ribbon
- ✿ a hole punch
- ✿

## To make

- 1 Using pencils, draw a design on to a paper plate.
- 2 Paint the designs in.
- 3 Punch holes all the way round the plate and thread the ribbon through.

The traditional 'Roses and Castle' pattern was probably copied from china popular at the time.



## Want to know more?

- Visit [canalrivertrust.org.uk/explorers](http://canalrivertrust.org.uk/explorers) to:
- Visit a canal museum to discover more about boating families and the way they lived.
  - Find more Fun Things To Do – there are lots of art activities to choose from.
  - Check out the Life on the English Waterways Topic Pack.

Remember the **SAFE** message: **Stay Away From the Edge**



**Leaders:** for advice on how to plan a visit go to